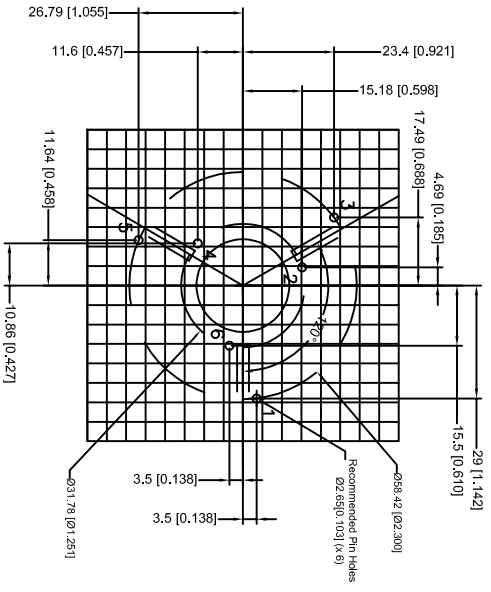
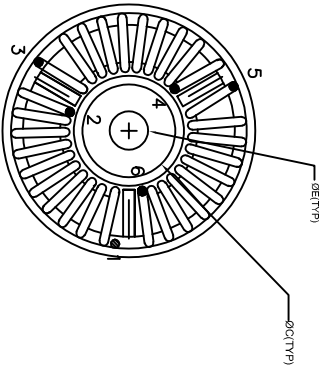
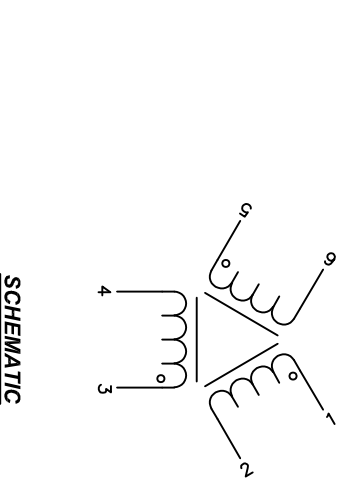
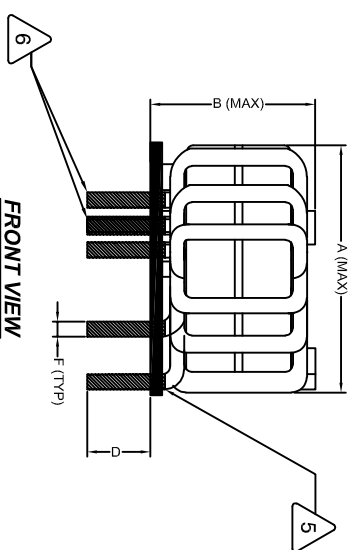


DIMENSIONAL TOLERANCE INCHES [MM]					
A(OD)	B(HGT)	C(ID)	D(LEAD)	E(ID)	F
Max	Max	TYP	Min	TYP	(Lead Dia)
2.585 [65.68]	1.299 [33.00]	0.730 [18.56]	0.500 [12.70]	0.310 [7.87]	0.091 [2.30]

REVISION HISTORY			
REV	ECN	DESCRIPTION	DATE
A		PRODUCTION RELEASE	03/23/12
B		UPDATED SPEC.	04/13/23

- 6 BUILT TO ROHS COMPLIANCE AND LEAD FREE.
- 7 MARK PART NUMBER AND REVISION.
- 6 TRIM LEAD TO 0.50 INCH FROM BOTTOM OF BASE
- 5 ATTACHED PART TO CUSTOM BASE AND APPLY SILICONE ADHESIVE
- 4 STRIP AND TIN LEAD TO ~ 0.75 INCH
- 3 WEIGHT = ~265 GRAMS  
 OPERATING TEMP RANGE = -40 °C TO 130°C  
 MAX TEMP RISE = 40 °C  
 INTERWINDING ISOLATION = 2000 VOLTS RMS,  
 DCR ON EACH WINDING = 5.0 mΩ MAX.  
 SRF ~1.17 MHZ TYP  
 RATED VOLTAGE = 1000 VAC OR VDC  
 RATED CURRENT = 30 AMPS  
 LEAKAGE INDUCTANCE = 10 μH TYP @ 10 KHZ, 0.25 Vrms.  
 INTERWINDING CAPACITANCE=6.08 pF TYP @ 100KHZ  
 IMPEDANCE = 0.459 KΩ NOM @ 10KHZ,  
 L = 6.8 mH MIN @ 10 KHZ, 0.25 Vrms, 0 ADC  
 INSULATION RESISTANCE = 100 MEGA-OHMS MIN. @ 500 VDC  
 SPECIFICATIONS AT 25°C.
- 2 WIRE: UL RECOGNIZED 200°C RATED MAGNET WIRE  
 CWS BYTEMARK OR OTHER APPROVED PART  
 CORE: NANOCRYSTALLINE OR AMORPHOUS CORE
- 1 CASE RATING CLASS B (130°C) REQUIRED  
 MATERIAL: UL RECOGNIZED 94V-0 FOR FLAMMABILITY



**BOTTOM VIEW**

**MOUNTING HOLES PATTERN**

NOTES: UNLESS OTHERWISE SPECIFIED, READ NOTES FROM BOTTOM TO TOP.  
 CAGE CODE: 5DME2

UNLESS OTHERWISE SPECIFIED  
 DIMENSIONING AND TOLERANCE PER ANSI Y14.5M  
 ALL DIMENSIONS ARE IN INCHES AND [MILLIMETERS].  
 TOLERANCE INCHES:  
 XXX = ±.005  
 XX = ±.003  
 X = ±.002  
 .XX = ±.001  
 .XXX = ±.001  
 ANGLE PROJECTION  
 DO NOT SCALE DRAWING

QTY	CODE IDENT	MFG. P/N	DESCRIPTION	ITEM NO.
			<b>PARTS LIST</b>	
			<b>www.coilw.com</b>	
			Coil Winding Specialist Inc.	
			353 West Grove Ave	
			Orange, California. 92865	
			<b>TITLE:</b> Nanocrystalline Inductor	
			Three-Phase Common Mode Choke	
			Horizontal Mount	
			<b>SIZE:</b> DRG. NO.	
			<b>B</b> <b>TPS-702U-B30A</b>	
			<b>SCALE</b> 2=1	
			<b>SHEET</b> 1OF	